



EVO2.0

New standard of UX in welding



Passionate About Your Welding

Introducing Jasic's new single phase
PFC range of welding inverters and
plasma cutters - EVO 2.0.

For existing Jasic Pro single phase and three
phase inverters please visit Jasic.co.uk



EVO 2.0

New standard of UX in welding



■ CONTENTS

MMA

EA-160	ARC160 PFC c/w Case & Lead Set	01
EA-200	ARC200 PFC c/w Case & Lead Set	02

MIG

EM-160C	MIG160 PFC	05
EM-200C	MIG200 PFC	06
EM-200CT	MIG200 PFC c/w Trolley	07
EM-250CT	MIG250 PFC c/w Trolley	08

TIG

ET-200	TIG200 PFC c/w Case & Lead Set	10
ET-200P	TIG200 Pulse PFC c/w Case & Lead Set	11
ET-200PACDC	TIG200PACDC PFC	12
ET-200PACDC-WC	TIG200PACDC PFC Water Cooled	13

CUT

EP-45	CUT45 PFC	15
EP-45SC	CUT45 PFC c/w Compressor	16

ACCESSORIES	17
-------------	----

EVO2.0

JASIC's Story

JASIC is a forerunner of IGBT inverter welding technology and its products were used in some of the most ambitious projects in modern history such as the Beijing Bird's Nest Stadium.

Founded in 2005, the company has grown into an international business with a \$200 million annual turnover* and over 1000 staff worldwide. With 3 RDI centres, JASIC have more than 150 R&D personnel and industry-leading integrated test laboratories certified by TÜV Rheinland and CSA. Exporting to over 80 countries and regions, Jasic has an annual production capacity of 1 million machines.

JASIC is driven by its passion for the world's welding needs, and strives to deliver reliable and ecological solutions.

*Data of 2021 financial year



At A Glance



1 Million Units
Annual Production
Capacity



1000+
Employees
Worldwide



3 RDI
Centres



Exporting to
80+
Countries



200 Million
Annual Turnover

■ JASIC Quality

The concept of “JASIC Quality” goes well beyond the product quality control. It’s about implementing sustainability strategies in all aspects of JASIC’s operation. Holder of ISO 9001:2015 and ISO 14001:2015, JASIC strives to develop reliable, energy-efficient and eco friendly solutions to the global welding market. JASIC Quality ensures reliability and performance certified by the most prodigious quality management institutions in the world.



■ Industry-leading Integrated Test Laboratories

A crucial part of JASIC Quality, our integrated test laboratories have been certified as witness test laboratories by both TÜV Rheinland and CSA Group. All welding power sources are comprehensively inspected with 42 test procedures, assuring product compliance with the most stringent quality and safety standards.





Redefined Industrial Design & HMI (human-machine interface)

- Rugged, robust looks with ergonomic features
- User-centric human-machine interface experience
- Flexible remote control solutions

Solid Welding Performance

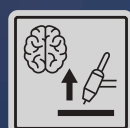
- **Dash-Arc** technology for high frequency TIG
- **Smart Lift-TIG** arc sensing technology
- Consistent and efficient MIG spot welding performance
- **Intelligent synergic control**

High Standards in Safety, Reliability, Sustainability

- Power factor correction (PFC) for improved overall energy efficiency, generator friendliness
- Auto sleep mode for reduced energy consumption
- **Smart gas** for optimized shielding gas consumption



Dash-Arc
for HF TIG



Smart
Lift-TIG



HF Stabilising
Technology
For AC TIG




SurePlasma
Technology
For non-HF CUT




Mesh
Cutting



Power Factor
Correction (PFC)



Wide Voltage
Adaptation



Intelligent
Synergic
Control




50/60 Hz
50/60 Hz
Input Power
Source



On Demand
Fan



Auto Sleep
Mode



Smart
Gas



Welding
Engineer
Mode



LED Light Wire
Feed Cabinet



Handy
Accessory
Storage Slot



Energy Saving
Environment
Friendly

Glossary

Clear vision technology

High definition led screen mounted at the optimum angle for improved visibility and viewing comfort.

Colour TFT LCD display

An optional colour display with additional storage of set up, fault and consumable guides.

ABAP - Active Balancing Air Passage

An effective design for the cooling air flow to improve the power source's performance and increase the life of components.

Wireless Connection

Fitting the optional wireless module allows the use of wireless accessories.

Dedicated wireless remote controls

A range of wireless remote controls hand or foot operated with no mechanical parts.

Wired remote controls

A range of wired remote controls hand or foot operated with no mechanical parts.

Quick factory reset

Quick reset to the factory programmed setting in the event of incorrect setting by the operator.

Dash Arc

Dash-Arc is a technology for HF TIG ignition, which combines an HF boosting circuit and programming logic, To achieve high ignition performance. Dash-Arc technology delivers better than 99% arc striking success rate with an ignition response rate of 50~60ms.

Smart lift TIG

Controls the short circuit current at the start to avoid any tungsten contamination and identifies accidental short circuits to maintain welding. Arc length cut off eliminates arc wander.

HF Stabilising technology

Provides stable HF oscillation regardless of input voltage stability.

Sure Plasma technology

The machine calculates the optimum start conditions based on the torch length automatically.

Mesh cutting

Used for cutting mesh or metal with gaps. Eliminates the need for stop / start using the torch switch.

Power factor correction (PFC)

Energy saving benefits for the user from high efficiency.

Wide voltage application

The design allows operation between 95 – 265V input without the need for any internal changes.

Intelligent synergic control

The units are pre-programmed for many material types and sizes for easy operation.

50/60Hz input power source

The power source can be connected to 50Hz or 60Hz power supplies with no need to change any settings.

On demand fan

The fan will only start when required by the machine and turn off when not required saving energy. This also reduces the amount of dust drawn into the machine extending component life.

Auto sleep mode

The machine will go to sleep after a pre-set time to save energy (less than 50W). It returns to full function by pressing any key.

Smart gas

Calculates the optimum post gas delay time based on current and weld time to save gas.

Welding engineer mode

Allows access to sub menu elements to check or change parameters.

LED inside the wire feed cabinet

An LED light aid so the operator can see inside the wire cabinet.

Handy accessory storage slot

A small storage for spare drive rolls and contact tips.

Energy saving and environment friendly

All models are RoHS 2.0 compliant.

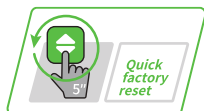
Unique IGBT Pin Holder

IGBT pin holder with the intersectry air exhaust that improves the power source's overall performance and reliability.



EVO2.0

New standard of UX in welding




ARC 160 PFC

Order Code: **EA-160**

Key Features

- Rugged, ergonomic design
- **ClearVision** technology
- **Intelligent synergic control**
- **Smart Lift TIG**
- Adaptable wide voltage range
- Quick factory reset
- Anti-stick, adjustable hot start and arc force
- Dedicated wireless remote control (optional)
- Remote control receiver module (optional)
- Power factor correction (PFC), generator friendly
- **ABAP: Active Balancing Air Passage**
- Fan on demand
- Voltage Reduction Device (VRD)
- Key power electronic component protection
- Overcurrent and overheat protection
- **Complete with protective case and MMA leads**



Technical Data

EA-160		ARC 160 PFC	
Input voltage		AC95-265V, 50/60 Hz	
No load voltage		78V	
MMA	Rated input current	28.7A	22.6A
	I _{eff}	14.4A	11.3A
	Rated input power	3.3kVA	5kVA
	Current range	20-110A	20-160A
	Rated duty cycle @ 40°C	25%	
TIG	Rated input current	23.3A	14.0A
	I _{eff}	11.7A	7A
	Rated input power	2.2kVA	3.2kVA
	Current range	10-120A	10-160A
	Rated duty cycle @ 40°C	25%	
Efficiency		86%	
Power factor		0.99	
Idle state power		MMA: 38.2W TIG: 7W	
Protection class		IP23S	
Insulation class		H	
Dimensions LxWxH		413 x 150 x 311mm	
Weight		7.2Kg	
Recommended generator size		5kVA	7.5kVA

* Generator must have AVR



Standard Accessories

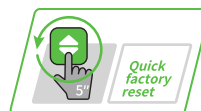
Protective Carry Case
MMA 3 Mtr Leads

Optional Accessories (p31)

Dedicated Wireless/Wired Remote Control
Mini Remote


ARC 200 PFC

Order Code: **EA-200**



Key Features

- Rugged, ergonomic design
- **ClearVision** technology
- **Intelligent synergic control**
- **Smart Lift TIG**
- Adaptable wide voltage range
- Quick factory reset
- Anti-stick, adjustable hot start and arc force
- Dedicated wireless remote control (optional)
- Remote control receiver module (optional)
- Power factor correction (PFC), generator friendly
- **ABAP: Active Balancing Air Passage**
- Fan on demand
- Voltage Reduction Device (VRD)
- Key power electronic component protection
- Overcurrent and overheat protection
- **Complete with protective case and MMA leads**



Technical Data

EA-200		ARC 200 PFC	
Input voltage		AC95-265V, 50/60 Hz	
No load Voltage		78V	
MMA	Rated input current	31.2A	29.7A
	I _{eff}	15.6A	14.9A
	Rated input power	3.6kVA	6.8kVA
	Current range	20-120A	20-200A
	Rated duty cycle @ 40°C	25%	
TIG	Rated input current	27.2A	19.6A
	I _{eff}	13.6A	9.8A
	Rated input power	3.1kVA	4.5kVA
	Current range	10-160A	10-200A
	Rated duty cycle @ 40°C	25%	
Efficiency		85%	
Power factor		0.99	
Idle state power		MMA: 46.8W TIG: 7W	
Protection class		IP23S	
Insulation class		H	
Dimensions LxWxH		413 x 150 x 311mm	
Weight		7.2Kg	
Recommended generator size		5.5kVA	10kVA

* Generator must have AVR



Standard Accessories

Protective Carry Case
MMA 3Mtr Leads

Optional Accessories (p31)

Dedicated Wireless/Wired Remote Control
Mini Remote

JASIC[®] EVO2.0

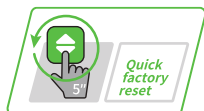


Arc 160 PFC and Arc 200 PFC complete with
Protective Carry Case and 3 Mtr MMA Leads



EVO2.0

New standard of UX in welding




MIG 160 PFC

Order Code: **EM-160C**

Key Features

- Rugged, ergonomic design
- **ClearVision** technology
- **Intelligent synergic control**
- Adaptable wide voltage range
- Welding engineer mode
- **Smart Lift TIG**
- Consistent and efficient MIG spot welding performance
- Flexible remote control solutions (optional)
- Power factor correction (PFC), generator friendly
- Quick factory reset; auto sleep mode
- Compatible with MIG digital torch and spool gun
- LED inside wire feeder cabinet; handy accessory storage slot
- **ABAP: Active Balancing Air Passage**
- Fan on demand
- Voltage Reduction Device (VRD)
- Key power electronic component protection
- Overcurrent and overheat protection



Technical Data

EM-160C		MIG 160 PFC	
Input voltage		AC95-265V, 50/60 Hz	
No load voltage		AC 115V	AC 230V
MIG	Rated input current	37.5A	33A
	I _{eff}	14.5A	10.4A
	Rated input power	2.98kVA	4.22kVA
	Current range	30-120A	20-160A
	Rated duty cycle @ 40°C	30%	
	Wire feed speed	2-11m/min	2-14m/min
Wire spool size		D200	
MMA	Rated input current	25.3A	18.5A
	I _{eff}	13.8A	10.1A
	Rated input power	2.26kVA	4.19kVA
	Current range	20-100A	20-140A
TIG	Rated input current	16.4A	14.4A
	I _{eff}	8.9A	7.9A
	Rated input power	1.79kVA	3.23kVA
	Current range	5-100A	5-160A
Rated duty cycle @ 40°C		30%	
Efficiency		84%	
Power factor		0.99	
Idle state power		<50W	
Protection class		IP23S	
Insulation class		H	
Dimensions LxWxH		565 x 220 x 415mm	
Weight		16Kg	
Recommended generator size		4.5kVA	6.5kVA

* Generator must have AVR



Standard Accessories

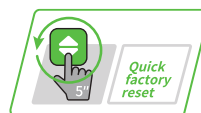
3m MIG Torch
3m Earth Clamp
Argon Regulator
Gas Hose

Optional Accessories (p31)

Wireless Remote Control
Wired Remote Control

MIG 200 PFC

Order Code: **EM-200C**



Key Features

- Rugged, ergonomic design
- **ClearVision** technology
- **Intelligent synergic control**
- Adaptable wide voltage range
- Welding engineer mode
- **Smart Lift TIG**
- Consistent and efficient MIG spot welding performance
- Flexible remote control solutions (optional)
- Power factor correction (PFC), generator friendly
- Quick factory reset; auto sleep mode
- Compatible with MIG digital torch and spool gun
- LED inside wire feeder cabinet; handy accessory storage slot
- **ABAP: Active Balancing Air Passage**
- Fan on demand
- Voltage Reduction Device (VRD)
- Key power electronic component protection
- Overcurrent and overheat protection



Technical Data

EM-200C		MIG 200 PFC	
Input voltage		AC95-265V, 50/60 Hz	
No load voltage		AC 115V	AC 230V
		67V	
MIG	Rated input current	41.8A	38.3A
	I _{eff}	17.4A	13.5A
	Rated input power	3.68kVA	5.74kVA
	Current range	30-140A	30-200A
	Rated duty cycle @ 40°C	25%	
	Wire feed speed	2-13m/min	2-15m/min
		Wire spool size	
		D200	
MMA	Rated input current	28.5A	25A
	I _{eff}	15.5A	13.6A
	Rated input power	3.28kVA	5.77kVA
	Current range	20-110A	20-180A
TIG	Rated input current	23.7A	19.1A
	I _{eff}	13.3A	10.6A
	Rated input power	2.79kVA	4.43kVA
	Current range	5-140A	5-200A
		Rated duty cycle @ 40°C	
		25%	
Efficiency		84%	
Power factor		0.99	
Idle state power		<50W	
Protection class		IP23S	
Insulation class		H	
Dimensions LxWxH		565 x 220 x 415mm	
Weight		16Kg	
Recommended generator size		5.5kVA	8.5kVA

* Generator must have AVR

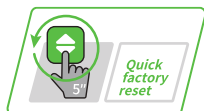


Standard Accessories

3m MIG Torch
3m Earth Clamp
Argon Regulator
Gas Hose

Optional Accessories (p31)

Wireless Remote Control
Wired Remote Control




MIG 200 PFC

Order Code: **EM-200CT**

Key Features

- Rugged, ergonomic design
- **ClearVision** technology
- **Intelligent synergic control**
- Adaptable wide voltage range
- Welding engineer mode
- **Smart Lift TIG**
- Consistent and efficient MIG spot welding performance
- Flexible remote control solutions (optional)
- Power factor correction (PFC), generator friendly
- Quick factory reset; auto sleep mode
- Compatible with MIG digital torch and spool gun and pull-push torch
- LED inside wire feeder cabinet; handy accessory storage slot
- Fan on demand
- Trolley with cylinder holder
- Voltage Reduction Device (VRD)
- Key power electronic component protection
- Overcurrent and overheat protection
- TFT screen (optional)



Technical Data

EM-200CT		MIG 200 PFC	
Input voltage		AC95-265V, 50/60 Hz	
No load voltage		AC 115V	AC 230V
MIG	Rated input current	38.1A	32.8A
	I _{eff}	17.4A	13.5A
	Rated input power	4.4kVA	7.5kVA
	Current range	30-140A	30-200A
	Rated duty cycle @ 40°C	30%	
	Wire feed speed	2-12m/min	2-16m/min
Wire spool size		D300	
MMA	Rated input current	28.3A	24.8A
	I _{eff}	15.5A	13.6A
	Rated input power	3.2kVA	5.7kVA
	Current range	20-110A	20-180A
TIG	Rated input current	24.2A	19.43A
	I _{eff}	13.3A	10.6A
	Rated input power	2.8kVA	4.4kVA
	Current range	5-140A	5-200A
Rated duty cycle @ 40°C		30%	
Efficiency		>80%	
Power factor		0.99	
Idle state power		<50W	
Protection class		IP23S	
Insulation class		H	
Dimensions LxWxH		920 x 480 x 755mm	
Weight		41.9Kg	
Recommended generator size		6.5kVA	11.5kVA

* Generator must have AVR



Standard Accessories

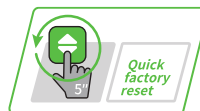
Trolley
4m MIG Torch
3m Earth Clamp
Argon Regulator
Gas Hose

Optional Accessories (p31)

Wireless Remote Control
Wired Remote Control
TFT Screen

MIG 250 PFC

Order Code: **EM-250CT**



Key Features

- Rugged, ergonomic design
- **ClearVision** technology
- **Intelligent synergic control**
- Adaptable wide voltage range
- Welding engineer mode
- **Smart Lift TIG**
- Consistent and efficient MIG spot welding performance
- Flexible remote control solutions (optional)
- Power factor correction (PFC), generator friendly
- Quick factory reset; auto sleep mode
- Compatible with MIG digital torch and spool gun and push-pull torch
- LED inside wire feeder cabinet; handy accessory storage slot
- Fan on demand
- Trolley with cylinder holder
- Voltage Reduction Device (VRD)
- Key power electronic component protection
- Overcurrent and overheat protection



Technical Data

EM-250CT		MIG 250 PFC	
Input voltage		AC95-265V, 50/60 Hz	
No load voltage		AC 115V	AC 230V
70V			
MIG	Rated input current	53.2A	44.9A
	I _{eff}	19A	18.5A
	Rated input power	6.1kVA	10.3kVA
	Current range	30-160A	30-250A
	Rated duty cycle @ 40°C	30%	
Wire feed speed		2-14m/min	2-18m/min
Wire spool size		D300	
MMA	Rated input current	33A	32.2A
	I _{eff}	18.1A	17.6A
	Rated input power	3.8kVA	6.9kVA
	Current range	20-125A	20-220A
TIG	Rated duty cycle @ 40°C	30%	
	Rated input current	29.1A	26.5A
	I _{eff}	15.9A	14.5A
	Rated input power	3.3kVA	6.1kVA
	Current range	5-160A	5-250A
Rated duty cycle @ 40°C		30%	
Efficiency		>80%	
Power factor		0.99	
Idle state power		<50W	
Protection class		IP23S	
Insulation class		H	
Dimensions LxWxH		920 x 480 x 755mm	
Weight		41.9Kg	
Recommended generator size		9kVA	15.5kVA

* Generator must have AVR



Standard Accessories

Trolley
4m MIG Torch
3m Earth Clamp
Argon Regulator
Gas Hose

Optional Accessories (p31)

Wireless Remote Control
Wired Remote Control



EVO2.0

New standard of UX in welding

TIG 200 PFC

Order Code: **ET-200**



Key Features

- Rugged, ergonomic design
- **ClearVision** technology
- Adaptable wide voltage range
- **Dash-Arc**
- **Smart Lift TIG**
- Full featured DC TIG parameters
- Flexible remote control solutions (optional)
- Power factor correction (PFC), generator friendly
- Quick factory reset; auto sleep mode
- **ABAP: Active Balancing Air Passage**
- **Smart gas** for optimised shielding gas consumption
- Fan on demand
- Voltage Reduction Device (VRD)
- Key power electronic component protection
- Overcurrent and overheat protection
- **Complete with protective case and MMA leads**



Technical Data

ET-200		TIG 200 PFC	
Input voltage		AC95-265V, 50/60 Hz	
No load voltage		AC 115V	AC 230V
TIG	Rated input current	29.7A	19.5A
	I _{eff}	14.9A	9.8A
	Rated input power	3.4kVA	4.5kVA
	Current range	5-160A	5-200A
	Rated duty cycle @ 40°C	25%	
MMA	Rated input current	31.6A	25.6A
	I _{eff}	15.8A	12.8A
	Rated input power	3.7kVA	5.9kVA
	Current range	10-120A	10-180A
	Rated duty cycle @ 40°C	25%	
Efficiency		84%	
Power factor		0.99	
Idle state power		MMA: 33W TIG: 7W	
Protection class		IP23S	
Insulation class		H	
Dimensions LxWxH		453 x 150 x 313mm	
Weight		8.97Kg	
Recommended generator size		5kVA	7kVA

* Generator must have AVR

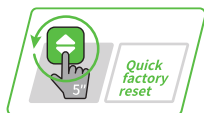


Standard Accessories

- Protective Case
- Lead Set
- 4m TIG Torch
- Argon Regulator
- Gas Hose

Optional Accessories (p31)

- Wireless Remote Control
- Wired Remote Control
- Wireless Foot Pedal
- Wired Foot Pedal



TIG 200P PFC

Order Code: **ET-200P**

Key Features

- Rugged, ergonomic design
- **ClearVision** technology
- Adaptable wide voltage range
- **Dash-Arc**
- **Smart Lift TIG**
- Full featured DC pulse TIG parameters
- Flexible remote control solutions (optional)
- Power factor correction (PFC), generator friendly
- Quick factory reset; auto sleep mode
- **ABAP: Active Balancing Air Passage**
- **Smart gas** for optimised shielding gas consumption
- Fan on demand
- Voltage Reduction Device (VRD)
- Key power electronic component protection
- Overcurrent and overheat protection
- **Complete with protective case and MMA leads**



Technical Data

ET-200P		TIG 200P PFC	
Input voltage		AC95-265V, 50/60 Hz	
No load voltage		AC 115V	AC 230V
TIG	Rated input current	29.7A	19.5A
	I _{eff}	14.9A	9.8A
	Rated input power	3.4kVA	4.5kVA
	Current range	5-160A	5-200A
	Rated duty cycle @ 40°C	25%	
MMA	Rated input current	31.6A	25.6A
	I _{eff}	15.8A	12.8A
	Rated input power	3.7kVA	5.9kVA
	Current range	10-120A	10-180A
	Rated duty cycle @ 40°C	25%	
Efficiency		84%	
Power factor		0.99	
Idle state power		MMA: 33W TIG: 7W	
Protection class		IP23S	
Insulation class		H	
Dimensions LxWxH		453 x 150 x 313mm	
Weight		8.97Kg	
Recommended generator size		5kVA	7kVA

* Generator must have AVR



Standard Accessories

Protective Case
Lead Set
4m TIG Torch
Argon Regulator
Gas Hose

Optional Accessories (p31)

Wireless Remote Control
Wired Remote Control
Wireless Foot Pedal
Wired Foot Pedal

TIG 200P AC/DC PFC

Order Code: **ET-200PACDC**



Key Features

- Rugged, ergonomic design
- **ClearVision** technology
- Adaptable wide voltage range
- HF stabilising technology
- **Dash-Arc**
- **Smart Lift TIG**
- Full featured pulse TIG parameters
- Multiple AC waveforms
- Mixed waveform, mixed waveform frequency, mixed waveform duty cycle
- Flexible remote control solutions (optional)
- Power factor correction (PFC), generator friendly
- Quick factory reset; auto sleep mode
- Water cooled option available
- **ABAP: Active Balancing Air Passage**
- **Smart gas** for optimised shielding gas consumption
- On demand fan
- Voltage Reduction Device (VRD)
- Key power electronic component protection
- Overcurrent and overheat protection
- TFT screen (optional)



Technical Data

ET-200PACDC		TIG 200P ACDC PFC	
Input voltage		AC95-265V, 50/60 Hz	
No load voltage		65V	
TIG	Rated input current	32.2A	21.1A
	I _{eff}	16.1A	10.6A
	Rated input power	3.5kVA	4.7kVA
	Current range	DC: 5-160A AC: 20-160A	DC: 5-200A AC: 20-200A
	Rated duty cycle @ 40°C	25%	
MMA	Rated input current	34.1A	22.7A
	I _{eff}	18.7A	12.4A
	Rated input power	3.9kVA	5.6kVA
	Current range	10-120A	10-160A
Rated duty cycle @ 40°C		30%	
Efficiency		80%	
Power factor		0.95	
Idle state power		<50W	
Protection class		IP23S	
Insulation class		H	
Dimensions LxWxH		490 x 165 x 341mm	
Weight		11.9Kg	
Recommended generator size		5kVA	7kVA

* Generator must have AVR

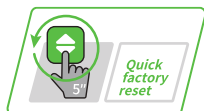


Standard Accessories

4m TIG Torch
Lead Set
Argon Regulator
Gas Hose

Optional Accessories (p31)

Wireless Remote Control
Wired Remote Control
Wireless Foot Pedal
Wired Foot Pedal
TFT Screen
Water Cooler



TIG 200P ACDC PFC

Order Code: **ET-200PACDC-WC**

Key Features

- Rugged, ergonomic design
- **ClearVision** technology
- Adaptable wide voltage range
- HF stabilising technology
- **Dash-Arc**
- **Smart Lift TIG**
- Full featured pulse TIG parameters
- Multiple AC waveforms
- Mixed waveform, mixed waveform frequency, mixed waveform duty cycle
- Flexible remote control solutions (optional)
- Power factor correction (PFC), generator friendly
- Quick factory reset; auto sleep mode
- Water cooled option available
- **ABAP: Active Balancing Air Passage**
- **Smart gas** for optimised shielding gas consumption
- On demand fan
- Voltage Reduction Device (VRD)
- Key power electronic component protection
- Overcurrent and overheat protection
- TFT screen (optional)



Technical Data

ET-200PACDC-WC		TIG 200P ACDC PFC WC	
Input voltage		AC95-265V, 50/60 Hz	
No load voltage		65V	
TIG	Rated input current	32.2A	21.1A
	I _{eff}	16.1A	10.6A
	Rated input power	3.5kVA	4.7kVA
	Current range	DC: 5-160A AC: 20-160A	DC: 5-200A AC: 20-200A
	Rated duty cycle @ 40°C	25%	
MMA	Rated input current	34.1A	22.7A
	I _{eff}	18.7A	12.4A
	Rated input power	3.9kVA	5.6kVA
	Current range	10-120A	10-160A
Rated duty cycle @ 40°C		30%	
Efficiency		80%	
Power factor		0.95	
Idle state power		<50W	
Protection class		IP23S	
Insulation class		H	
Dimensions LxWxH		527 x 182 x 565 mm	
Weight		20.3Kg	
Recommended generator size		5kVA	7kVA

* Generator must have AVR



Standard Accessories

4m TIG Torch
Lead Set
Argon Regulator
Gas Hose
Water Cooler

Optional Accessories (p31)

Wireless Remote Control
Wired Remote Control
Wireless Foot Pedal
Wired Foot Pedal
TFT Screen

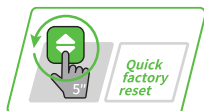


JASIC®
CUT



EVO 2.0

New standard of UX in welding



CUT 45 PFC

Order Code: **EP-45**

CUT

Key Features

- Rugged, ergonomic design
- **ClearVision** technology
- Adaptable wide voltage range
- HF stabilising technology
- **SurePlasma** technology for consistent arc ignition performance with different torch lengths
- Mesh cutting, 2T/4T, non HF arc ignition and pilot arc
- Gas check, postflow time setting, cutting torch length setting
- Power factor correction (PFC), generator friendly
- Quick factory reset; auto sleep mode
- **ABAP: Active Balancing Air Passage**
- Fan on demand
- Key power electronic component protection
- Overcurrent and overheat protection
- TFT screen (optional)



Technical Data

EP-45	CUT 45 PFC	
Input voltage	AC95-265V, 50/60 Hz	
No load voltage	300V	
Rated input current	31A	23A
I _{eff}	20A	11.5A
Rated input power	3.6kVA	5.3kVA
Current range	20-30A	20-45A
Arc starting	NHF	
Rated duty cycle @ 40°C	25%	
Clean cut (carbon steel)/@400mm/min	6mm	15mm
Severance (carbon steel)	12mm	25mm
Efficiency	86%	
Power factor	0.99	
Idle state power	<50W	
Protection class	IP23S	
Insulation class	H	
Dimensions LxWxH	546 x 166 x 341mm	
Weight	10Kg	
Recommended generator size	5.5kVA	8kVA

* Generator must have AVR



Standard Accessories

6m Cutting Torch
3m Earth Clamp

Optional Accessories (p31)

Compressor
TFT Screen

CUT 45 PFC Compressor

Order Code: **EP-45SC**



Key Features

- With in-built compressor
- Rugged, ergonomic design
- **ClearVision** technology
- Adaptable wide voltage range
- Welding engineer mode
- **SurePlasma** technology for consistent arc ignition performance with different torch lengths
- Mesh cutting, 2T/4T, non HF arc ignition and pilot arc
- Gas check, postflow time setting, cutting torch length setting
- Power factor correction (PFC), generator friendly
- Quick factory reset; auto sleep mode
- **ABAP: Active Balancing Air Passage**
- Fan on demand
- Key power electronic component protection
- Overcurrent and overheat protection
- TFT screen (optional)



Technical Data

EP-45SC	CUT 45 PFC	
Input voltage	AC95-265V, 50/60 Hz	
No load voltage	300V	
Rated input current	37A	27A
I _{eff}	26A	15A
Rated input power	4.3kVA	6.2kVA
Current range	20-30A	20-45A
Arc starting	NHF	
Rated duty cycle @ 40°C	25%	
Clean cut (carbon steel)/@400mm/min	5mm	12mm
Severance (carbon steel)	10mm	20mm
Efficiency	86%	
Power factor	0.99	
Idle state power	<50W	
Protection class	IP23S	
Insulation class	H	
Dimensions LxWxH	548 x 187 x 558mm	
Weight	26.5Kg	
Recommended generator size	6.5kVA	9.5kVA

* Generator must have AVR



Standard Accessories

6m Cutting Torch
3m Earth Clamp
Compressor

Optional Accessories (p31)

TFT Screen

Accessories



Jasic Evo handheld remote control (wireless)

Order code	Suitable machine	Remote control function	Range
HRC-02	EM-160C / EM-200C EM-200CT / EM250CT	On MIG non-synergic mode: adjust wire feeding speed and welding voltage On MIG synergic mode: adjust welding current, and welding voltage On Lift TIG mode: Adjust welding current	30M
	ET-200 / ET-200P ET-200P ACDC	DC TIG: adjust welding current DC pulse TIG: adjust welding current and pulse frequency AC (pulse) TIG: adjust welding current and AC balance	



Jasic Evo handheld remote control (wired)

Order code	Suitable machine	Remote control function	Range
HRC-04 (3 pin connector)	EA-160 / EA-200	Adjust welding current on MMA mode and Lift-TIG mode	15m (5m wire is fitted)
HRC-01 (9 pin connector)	EM-160C / EM-200C EM-200CT / EM250CT ET-200 / ET-200P ET-200P ACDC	Adjust welding current on MMA mode only	



Jasic Evo foot pedal remote control (wireless)

Order code	Suitable machine	Remote control function	Range
FRC-02	EM-160C / EM-200C EM-200CT / EM250CT	Adjust welding current on Lift TIG mode only	30M
	ET-200 / ET-200P ET-200P ACDC	Adjust welding current on TIG mode	



Jasic Evo foot pedal remote control (wired)

Order code	Suitable machine	Remote control function	Range
FRC-01	EM-160C / EM-200C EM-200CT / EM250CT ET-200 / ET-200P ET-200P ACDC	Adjust welding current on TIG mode	15m (5m wire is fitted)



Micro Jasic Evo handheld remote control (wireless)

Order code	Suitable machine	Remote control function	Range
HRC-03	EA-160 / EA-200	Adjust welding current on MMA and TIG mode	30m

Accessories



Water Cooler

- **Order code:** LC30
- Dimensions: 527 x 182 x 224 mm
- For TIG 200P ACDC



TFT Screen

- **Order code:** TFT- EM-200CT
- for EM-200CT
- **Order code:** TFT- ET-200PACDC
- for ET-200PACDC
- **Order code:** TFT- EP-45P
- for EP-45



Compressor

- **Order code:** EP-SC
- for EP-45

Wire Feed Accessories

Order code	Description	Diameter/ Width	Suitable for
10048352	Feed Roller 0.6/0.8mm "U" Groove	30mm x 10mm Solid	EM-160C / EM-200C
10048349	Feed Roller 0.8mm/1.0mm "U" Groove	30mm x 10mm Solid	EM-160C / EM-200C
10048353	Feed Roller 1.0mm/1.2mm "U" Groove	30mm x 10mm Solid	EM-160C / EM-200C
10048354	Feed Roller 0.6mm/0.8mm "V" Groove	30mm x 10mm Solid	EM-160C / EM-200C
10048356	Feed Roller 0.8mm/1.0mm "V" Groove	30mm x 10mm Solid	EM-160C / EM-200C
10048347	Feed Roller 1.0mm/1.2mm "V" Groove	30mm x 10mm Solid	EM-160C / EM-200C
10048338	Feed Roller 0.8/1.0mm Knurled	30mm x 10mm Solid	EM-160C / EM-200C
10016540	Feed Roller 0.6mm/0.8mm "V" Groove	35mm x 8mm	EM-200CT
10031901	Feed Roller 0.8mm/1.0mm "V" Groove	35mm x 8mm	EM-200CT
10031902	Feed Roller 1.0mm/1.2mm "V" Groove	35mm x 8mm	EM-200CT
10016541	Feed Roller 0.8mm/1.0mm "U" Groove	35mm x 8mm	EM-200CT
10029922	Feed Roller 1.0mm/1.2mm "U" Groove	35mm x 8mm	EM-200CT
10029929	Feed Roller 1.0mm/1.2mm FCW	35mm x 8mm	EM-200CT
10055168	Feed Roller 0.6mm/0.8mm "V" Groove	30mm x 10mm	EM-250CT
10036428	Feed Roller 0.8mm/1.0mm "V" Groove	30mm x 10mm	EM-250CT
10039481	Feed Roller 1.0mm/1.2mm "V" Groove	30mm x 10mm	EM-250CT
10029314	Feed Roller 1.2mm/1.6mm "V" Groove	30mm x 10mm	EM-250CT
10029899	Feed Roller 0.8mm/1.0mm "U" Groove	30mm x 10mm	EM-250CT
10016532	Feed Roller 1.0mm/1.2mm "U" Groove	30mm x 10mm	EM-250CT
10016599	Feed Roller 1.2mm/1.6mm "U" Groove	30mm x 10mm	EM-250CT
10029903	Feed Roller 1.2mm/1.6mm FCW	30mm x 10mm	EM-250CT
10029904	Feed Roller 1.0mm/1.6mm FCW	30mm x 10mm	EM-250CT

0.8mm/1.0mm "V" Groove rollers are supplied as standard on all models





EVO2.0

New standard of UX in welding



50 A family business
engineered through
generations **since 1971**

www.jasic.co.uk

Wilkinson Star Limited
Shield Drive
Wardley Industrial Estate
Worsley
Manchester
UK
M28 2WD

0161 793 8127

FIND US ON



@Jasicuk

The information in this document may contain statements or predictive statements including, without limitation, statements regarding product specifications, current/future financial and operating results, future product portfolios, new technologies, etc. There are a number of factors that could cause actual results and developments to differ materially from those expressed or implied in these statements. Therefore, such information is provided for reference purpose only and constitutes neither an offer nor an acceptance. JASIC may change the information at any time without notice.